



### SPECIFICATIONS:

TPC Sku #5148

Size: 40 x 50cm (15.75 x 19.68")

Max. Temp: 232°C (450°F)

N.W.: 56.5kgs, G.W.: 62.5kgs (N.W. 124lbs, G.W.: 140lbs)

PKG: 92 x 52.5 x 60cm (36.2 x 20.7 x 23.6")

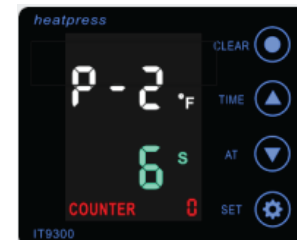
### CONTROL PANEL SETTINGS:



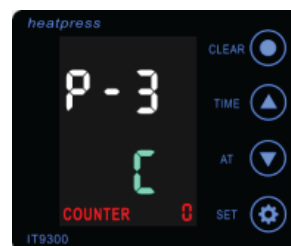
Control Panel Window



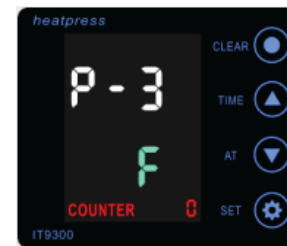
P-1: Temp. Setting Mode. Touch Set & ↑↓ key to set desire a temp.



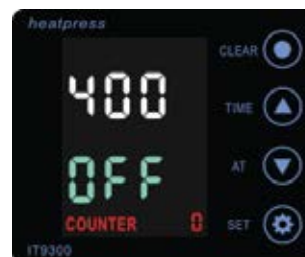
P-2: Time Setting Mode. Touch Set & ↑↓ key to set desire a time.



P-3: Touch Set & ↑↓ Choose °C or °F Read-out



P-4: Auto Power off Mode Touch SET & ↑↓ keys to set auto-off time with 0~120 min range.



Heat press enters into power off mode if machine is kept quietly for set time and without any operation.



User can wake up heat press and start heating by touching any key.

### WARNINGS & PRECAUTIONS

PLEASE READ CAREFULLY BEFORE USE



1. Unpack your ZUMA and carefully place it on a secure table or stand.
2. Check all electrical cables and assure the power supply conforms to the rated voltage. Assure that the power cord is securely seated in the socket.
3. When not in use it is recommended to turn the machine off and disconnect the power source.
4. When opening, firmly grip the handle and slowly lift.
5. Do not touch the top and/or bottom platens as these components can be very hot.
6. Keep children and pets away from the machine.
7. Do not set the temperature higher than 450 f as this can cause overheating and perhaps damage the machine.
8. Do not attempt to press items that are not intended for normal heat press work.

---

### TROUBLESHOOTING:

#### Q. LCD control panel reads "000"

A. This refers to the sensor temperature line and perhaps it has lost connection. Please unplug the unit, wait for 60 seconds and retry.

#### Q. How to adjust pressure

A. Turn the pressure control knob until the desired pressure is reached. Ideally a piece of writing paper should not be able to be pulled out from between the upper and lower platens. If the knob is too hard to adjust, add a few drops of machine oil, other parts on your ZUMA may from time to time require a little machine oil as well.



Refer to [transferpapercanada.com](http://transferpapercanada.com)  
for tips and best practices.